



International Journal of Multidisciplinary Research in Science, Engineering and Technology

(A Monthly, Peer Reviewed, Refereed, Scholarly Indexed, Open Access Journal)



Impact Factor: 8.206

Volume 9, Issue 4, April 2026



International Journal of Multidisciplinary Research in Science, Engineering and Technology (IJMRSET)

(A Monthly, Peer Reviewed, Refereed, Scholarly Indexed, Open Access Journal)

AI Driven Infection Control Robot for Hospital

Prasanth S, Jahnavi H, Kavina G, Sumithra A

Assistant Professor, Department of BME, GRT-IET, Tiruttani, Tamil Nadu, India

BME IV-Year Student, Department of BME, GRT-IET, Tiruttani, Tamil Nadu, India

BME IV-Year Student, Department of BME, GRT-IET, Tiruttani, Tamil Nadu, India

BME IV-Year Student, Department of BME, GRT-IET, Tiruttani, Tamil Nadu, India

ABSTRACT: AI-driven infection-control robot for hospitals to strengthen hygiene and reduce healthcare-associated infections. The robot is equipped with navigation sensors, cameras, and disinfection modules to autonomously move through wards, ICUs, and common areas. Machine-learning models analyze visual and environmental data to identify infection-risk zones and prioritize areas needing immediate cleaning. The system performs targeted disinfection using UV-C radiation ensuring thorough coverage while minimizing human exposure. In parallel, the robot monitors hand-hygiene compliance and PPE usage through AI-based video analytics at entry and exit points. Risk-prediction algorithms combine patient-flow records, EHR data, and sensor inputs to forecast potential outbreaks and generate early alerts. Cleaning routes and schedules are dynamically optimized so that the robot spends time where infection risk is highest. By integrating autonomous navigation, real-time monitoring, and predictive analytics, the robot shifts infection control from manual, periodic checks to continuous, intelligent surveillance. The system also generates digital hygiene reports for hospital administrators and infection-control committees. This approach is expected to reduce missed-surface cleaning, cut down on avoidable HAIs, and ease the workload of housekeeping and nursing staff. In resource-constrained settings such as hospitals in India, such a robot can provide scalable, energy-efficient infection control without constant human supervision. Overall, the proposed AI-driven robot aims to create a safer hospital environment, improve patient safety, and strengthen institutional preparedness against infectious outbreaks.

KEYWORDS: ESP32 WROOM, ultrasonic sensor, UV strip, mist maker, motor driver, motor.

I. INTRODUCTION


Infection control is a critical aspect of healthcare management, as hospitals and medical facilities are highly susceptible to the spread of infectious diseases. Hospital-acquired infections (HAIs), also known as nosocomial infections, pose serious risks to patients, healthcare workers, and visitors. These infections not only increase patient morbidity and mortality but also lead to prolonged hospital stays and higher medical costs. Despite strict hygiene protocols, traditional cleaning and monitoring methods often rely heavily on manual effort, which can be inconsistent, time-consuming, and prone to human error. With the rapid advancement of robotics and artificial intelligence (AI), there is a growing opportunity to enhance infection control practices through automation and intelligent systems. AI-driven robots have the potential to perform repetitive and high-risk tasks with greater precision, consistency, and efficiency than human workers. Autonomous robots equipped with disinfection technologies such as ultraviolet (UV-C) light and disinfectant spraying systems can significantly reduce microbial contamination in hospital environments. This project focuses on the development of an AI-driven infection control robot designed to assist healthcare facilities in maintaining high standards of hygiene and safety. The robot integrates autonomous navigation, computer vision, and environmental sensing to identify high-risk areas, monitor hygiene compliance, and carry out effective disinfection procedures. By leveraging real-time data analysis and intelligent decision-making, the system aims to optimize cleaning operations and provide valuable insights to healthcare administrators. Furthermore, the proposed system addresses key challenges such as minimizing human exposure to infectious agents, ensuring consistent sanitation practices, and improving overall operational efficiency.

II. EXISTING METHOD

Chemical Disinfection:

Uses chemicals like alcohol, chlorine, and phenolic compounds to kill microorganisms on surfaces and equipment.

UV Light Disinfection:



International Journal of Multidisciplinary Research in Science, Engineering and Technology (IJMRSET)

(A Monthly, Peer Reviewed, Refereed, Scholarly Indexed, Open Access Journal)

Uses ultraviolet (UV) light to destroy bacteria and viruses, typically applied in rooms after patient discharge.

Sterilization Equipment:

Devices like autoclaves and hot-air ovens use heat to completely eliminate microorganisms from medical instruments.

Personal Protective Equipment (PPE):

Includes gloves, masks, gowns, and face shields to protect healthcare workers and prevent infection spread.

Routine Infection Surveillance:

Involves regular manual monitoring and reporting of infection cases to control and prevent outbreaks.

Hand Hygiene Practices:

Regular hand washing or use of alcohol-based sanitizers by healthcare workers. Considered the most effective way to prevent infection transmission. Strict protocols are followed before and after patient contact. Often monitored to ensure compliance and safety.

Isolation Techniques:

Infected patients are separated to prevent spread of diseases. Includes use of isolation rooms and restricted access. Different types include contact, droplet, and airborne isolation. Helps protect other patients and healthcare staff.

Environmental Cleaning Protocols:

Routine cleaning of hospital surfaces and patient areas. Focus on high-touch surfaces like bed rails and door handles. Uses approved disinfectants and standardized procedures. Reduces the risk of hospital-acquired infections (HAIs).

III. PROPOSED METHOD

The proposed system involves an autonomous robot equipped with UV-C light, disinfectant spraying, and AI-based monitoring to control infections effectively. The robot uses sensors such as LiDAR and cameras for navigation through SLAM, allowing it to move safely in hospital environments while avoiding obstacles.

A computer vision module detects high-touch surfaces and contaminated areas, enabling targeted cleaning instead of uniform disinfection. Additionally, AI algorithms analyse environmental and usage data to prioritize high-risk zones and optimize cleaning schedules.

The robot can integrate multiple disinfection methods, such as UV-C sterilization and electrostatic spraying, to ensure thorough coverage. It also includes air quality sensors to monitor infection risks and activate purification systems if needed.

All activities are logged and analysed to generate reports for hospital compliance and performance tracking. This intelligent, automated approach reduces human effort, improves accuracy, and enhances overall infection control efficiency in healthcare settings.


IV. LITERATURE REVIEW

Title: AI-Driven Hospital Service Robots for Efficient Patient Care and Infection Control

Author: N. Reddy, L. Martin

Year: 2023

“AI-Driven Hospital Service Robots for Efficient Patient Care and Infection Control” by Reddy and Martin (2023) focuses on the use of artificial intelligence in robotic systems to improve healthcare services. The paper explains how AI-powered robots are designed to perform multiple tasks such as patient assistance, monitoring, and hospital sanitation. These robots use advanced algorithms to analyse data, make decisions, and operate autonomously within hospital environments. They are equipped with sensors, cameras, and communication modules to interact with patients and medical staff. The study highlights that these robots can deliver medicines, transport medical supplies, and assist patients with basic needs. In terms of infection control, the robots play a vital role by reducing human contact and minimizing the spread of diseases. They can perform automated disinfection using UV light or disinfectant sprays. The robots are capable of navigating through hospital corridors using obstacle detection and path planning techniques. AI enables them to adapt to dynamic environments and improve their performance over time. The study also emphasizes the importance of real-time monitoring, where robots collect and transmit data to healthcare professionals. This helps in



International Journal of Multidisciplinary Research in Science, Engineering and Technology (IJMRSET)

(A Monthly, Peer Reviewed, Refereed, Scholarly Indexed, Open Access Journal)

quick decision-making and improves patient care quality. Remote operation features allow doctors to control and monitor robots from a distance. The research concludes that AI-driven hospital service robots significantly enhance efficiency, safety, and hygiene in healthcare settings. They reduce the workload of hospital staff and improve overall productivity. These robots ensure consistent performance and reliable results compared to manual methods. The integration of AI also supports predictive analysis and smarter healthcare management.

Title: IoT-Based Smart Sanitization System for Automatic Disinfection and Infection Control.

Author: D.Sharma, V. Gupta

Year:2022

The study titled “IoT-Based Smart Sanitization System for Automatic Disinfection and Infection Control” by Sharma and Gupta (2022) focuses on the development of an intelligent sanitization system using Internet of Things (IoT) technology. The paper explains how IoT enables automatic and real-time monitoring of sanitization processes in different environments, especially in hospitals. The system is designed to perform disinfection tasks without manual intervention, ensuring improved hygiene and safety. It uses various sensors to detect environmental conditions such as presence of people, humidity, and contamination levels. Based on this data, the system activates sanitization mechanisms like disinfectant spraying or UV light. The study highlights that IoT connectivity allows the system to send real-time data to a central server or mobile application. This helps healthcare staff monitor the sanitization status remotely and take necessary actions when required. The system also supports automation, which reduces human effort and minimizes the chances of human error. It ensures that sanitization is carried out regularly and efficiently in high-risk areas such as hospital rooms, ICUs, and public spaces. The use of smart sensors improves accuracy and ensures proper coverage during disinfection.

V. ENVIRONMENT REQUIREMENTS

Hardware Requirements:

- 1.ESP32-WROOM-32DevBoard:** Main controller of the system that processes data and controls all components. Supports Wi-Fi and Bluetooth for communication. Used for automation and smart control of the robot.
- 2.UV-CLamp:** Emits ultraviolet light to kill bacteria and viruses. Used for surface and air sterilization. Provides chemical-free disinfection.
- 3.WaterLevelSensor:** Monitors the liquid level in the disinfectant tank. Prevents dry running of the mist maker. Ensures proper operation and safety.
- 4.Motordriver**Responsible for movement of the robot. Motor driver controls speed and direction . Enables smooth navigation of the system.
- 5.4WDRoverChassis:** Mechanical base of the robot with four-wheel drive. Provides stability and mobility on different surfaces. Supports mounting of all hardware components.
- 6.MistMaker**Generates fine mist of disinfectant (e.g., chlorine dioxide). Ensures uniform spraying in the environment. Improves disinfection coverage
- 7.UltrasonicSensor:** Detects obstacles using distance measurement. Helps in safe navigation and collision avoidance. Improves automation and safety.
- 8.ServoMotor:** Controls directional movement or spraying angle. Allows precise positioning of components . Enhances flexibility of operation.
- 9.12VLi-ionBatteryPack:** Provides power supply to the entire system. Ensures portable and cordless operation . Supports long working duration of the robot.

Software Requirements:

- 1.Operating System-**Provides a platform to run and manage software and hardware resources. Used for developing, controlling, and monitoring the robot system. Examples include Windows or Linux for development environments.
- 2.Arduino IDE:** Software used to write, compile, and upload code to microcontrollers like ESP32.Supports Embedded C/C++ programming. Easy to use for controlling sensors, motors, and other hardware.
- 3.OpenCV:** Open-source computer vision library used for image processing. Helps in object detection, obstacle recognition, and environment analysis. Useful for identifying contaminated or high-touch areas.
- 4.TensorFlow:** Machine learning framework used to build AI models. Enables features like object detection and decision-making. Can be used for smart disinfection and risk prediction.



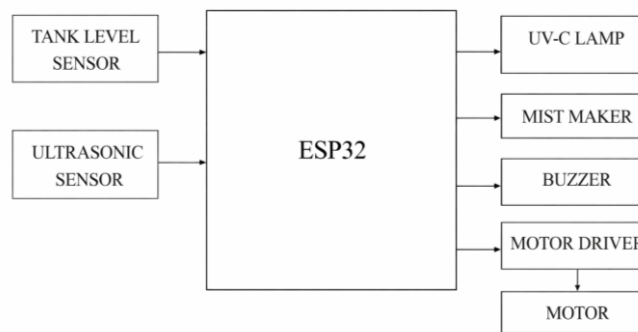
International Journal of Multidisciplinary Research in Science, Engineering and Technology (IJMRSET)

(A Monthly, Peer Reviewed, Refereed, Scholarly Indexed, Open Access Journal)

5.Embedded C: Programming language used for microcontroller-based systems. Controls hardware components like sensors and motors. Ensures efficient and real-time system performance.

6.Simulation Tools: Used to design and test the robot virtually before implementation. Helps in analysing navigation, movement, and system behaviour. Examples include Proteus, Gazebo, or MATLAB Simulink.

VI. SYSTEM ARCHITECTURE



VII. MODULE DESCRIPTION

ESP32 Microcontroller: Acts as the brain of the system. Processes sensor data and controls all operations. Supports wireless communication and automation.

Ultrasonic Sensor: Detects obstacles by measuring distance. Helps the robot avoid collisions. Ensures safe navigation.

Water Level Sensor: Monitors the level of disinfectant in the tank. Prevents dry operation of the spray system. Maintains efficient functioning.

Motor Driver: Controls speed and direction of motors. Acts as an interface between controller and motors. Enables smooth movement.

DC Motors (4WD Chassis): Provide movement to the robot. Allow forward, backward, and turning actions. Ensure mobility across surfaces.

Mist Maker / Spray Module: Generates and sprays chlorine dioxide mist. Covers large areas for disinfection. Ensures uniform sterilization.

Servo Motor: Controls direction or angle of spraying. Allows targeted disinfection. Improves flexibility.

UV-C Lamp (Optional): Provides additional sterilization using UV light. Kills bacteria and viruses effectively. Works along with chemical disinfection.

Battery (Power Supply): Supplies power to all components. Ensures portable operation. Supports continuous working of the robot.

VIII. LIST OF MODULES

Step 1– ESP32 Control Module

Step 2- Ultrasonic Sensor Module

Step 3- Water Level Monitoring Module

Step 4- Motor Driver & Mobility Module

Step 5- Mist Maker (Spray Disinfection) Module

Step 6- UV-C Sterilization Module

Step 7- Buzzer Alert Module

Step 8- Power Management Module

IX. REHABILITATION SUPPORT

The robot helps rehabilitation by maintaining a clean and infection-free environment, which is critical for patients recovering from surgeries, chronic illnesses, or weakened immune systems. By performing regular and automated



International Journal of Multidisciplinary Research in Science, Engineering and Technology (IJMRSET)

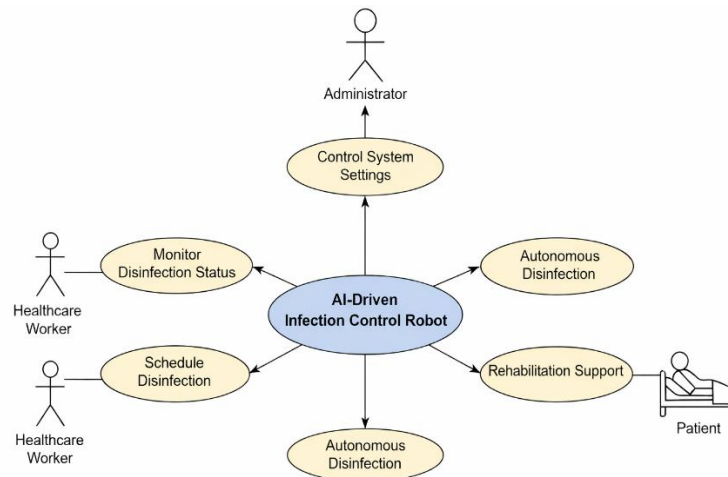
(A Monthly, Peer Reviewed, Refereed, Scholarly Indexed, Open Access Journal)

disinfection, it significantly reduces the risk of hospital-acquired infections (HAIs), allowing patients to heal faster and with fewer complications.

It also supports healthcare workers by reducing direct exposure to infectious environments, especially in isolation wards and rehabilitation units. This allows staff to focus more on patient care rather than repetitive cleaning tasks, improving overall efficiency and quality of care.

Additionally, the system ensures consistent and continuous hygiene standards through AI-based monitoring and scheduling. This creates a safer and more controlled environment for long-term patient recovery, making it highly beneficial in rehabilitation centers, ICUs, and post-operative care units.

X.CASE DIAGRAM



XI.CONCLUSION


The AI Infection Control Robot for Hospitals was developed as an effective solution to improve hospital hygiene and reduce the spread of infections. The robot is capable of moving automatically in hospital areas and performing disinfection using a UV-C lamp and mist maker. With the help of the ESP32-WROOM-32 Dev Board, ultrasonic sensor, motor driver, motors, and buzzer, the system can navigate safely, detect obstacles, and provide alert indications during operation. This project reduces human effort, minimizes direct exposure of hospital staff to contaminated areas, and supports better infection prevention practices. Thus, the proposed robot proves to be The AI-driven infection control robot powered by an ESP32-based system demonstrates a practical, low-cost, and scalable approach to improving hospital hygiene and reducing the risk of healthcare-associated infections (HAIs). By integrating sensors such as tank level and ultrasonic sensors with actuators like a UV-C lamp, mist maker, motor system, and alert mechanisms, the robot can autonomously navigate, disinfect surfaces, and monitor its operational status. The use of AI enables smarter decision-making, such as obstacle avoidance, adaptive disinfection routines, and efficient resource utilization. Overall, the system enhances safety for both patients and healthcare workers by minimizing direct exposure to infectious environments while maintaining consistent sterilization standards.

XII.FUTURE WORK

Future work for this system can focus on enhancing the intelligence and efficiency of the robot by integrating advanced AI algorithms such as deep learning for real-time contamination detection and decision-making.

1. Advanced AI Integration

Future systems can use deep learning algorithms for better decision-making. AI can help detect contaminated areas in real-time. Improves accuracy and efficiency of disinfection.



International Journal of Multidisciplinary Research in Science, Engineering and Technology (IJMRSET)

(A Monthly, Peer Reviewed, Refereed, Scholarly Indexed, Open Access Journal)

2. Computer Vision Enhancement

Use cameras with OpenCV/TensorFlow for surface detection.

Identifies high-touch areas like door handles and beds.

Enables targeted and smart cleaning.

3. Multi-Robot Coordination

Multiple robots can work together in large hospitals.

AI distributes tasks for faster and efficient cleaning .

Reduces time and increases coverage.

4. IoT and Cloud Integration

Connect robots to cloud for real-time monitoring. Stores data for analysis and reporting. Allows remote control and system updates.

5. Advanced Disinfection Methods

Integrate technologies like electrostatic spraying or HPV.Improve chlorine dioxide control for better safety. Enhances overall sterilization effectiveness.

6. Human-Robot Interaction (HRI)

Add voice control and mobile app interfaces. Makes operation easy for hospital staff. Improves usability and user experience.

7. Safety and Compliance Improvements

Include better human detection and auto shut-off features. Ensure compliance with healthcare standards. Reduces risks during operation.

8. Energy Efficiency Optimization

Develop power-saving algorithms and better batteries. Increase operational time of the robot. Makes the system more cost-effective and sustainable

REFERENCES

1. Yang, G. Z., et al. (2020). Combating COVID-19—The role of robotics in managing public health and infectious diseases. *Science Robotics*, 5(40).
2. Tavakoli, M., Carriere, J., & Torabi, A. (2020). Robotics, smart wearable technologies, and autonomous intelligent systems for healthcare during COVID-19. *Advanced Intelligent Systems*, 2(7).
3. Khan, Z. H., Siddique, A., & Lee, C. W. (2021). Robotics utilization for healthcare digitization in global COVID-19 management. *International Journal of Environmental Research and Public Health*, 18(7).
4. Murphy, R. R., Gandudi, V. B., & Adams, J. (2020). Applications of robots for COVID-19 response. *IEEE Robotics & Automation Magazine*, 27(3).
5. Zhao, Z., et al. (2020). Design of an autonomous UV disinfection robot for hospital environments. *IEEE Access*, 8.
6. Simmons, S. E., et al. (2021). Impact of UV-C disinfection robots on hospital-acquired infection rates. *American Journal of Infection Control*, 49(4).
7. Li, C., et al. (2021). Autonomous mobile robot for hospital disinfection using AI-based navigation. *Robotics and Autonomous Systems*, 136.
8. Chen, B., et al. (2020). AI-based path planning and obstacle avoidance for healthcare robots. *IEEE Transactions on Automation Science and Engineering*, 17(4).
9. Fu, L., et al. (2021). IoT-enabled intelligent disinfection robot system. *Sensors*, 21(5).
10. Boyce, J. M. (2016). Modern technologies for improving environmental cleaning in hospitals. *Antimicrobial Resistance & Infection Control*, 5(10).
11. Chen, J., et al. (2021). Design and implementation of a smart disinfection robot based on ROS. *IEEE International Conference on Mechatronics and Automation (ICMA)*.
12. Liu, H., et al. (2020). UV disinfection robot with SLAM-based navigation. *IEEE/RSJ International Conference on Intelligent Robots and Systems (IROS)*.
13. Wang, J., et al. (2021). Autonomous indoor disinfection robot using deep learning and LiDAR. *IEEE International Conference on Intelligent Systems*.
14. Patel, R., et al. (2021). AI-powered healthcare robot for infection control in hospitals. *International Conference on Smart Healthcare (ICSH)*.
15. Singh, A., et al. (2020). Low-cost autonomous disinfection robot using embedded systems. *IEEE Region 10 Conference (TENCON)*.
16. Kim, S., et al. (2021). Vision-based human detection for safe UV disinfection robots. *IEEE International*



International Journal of Multidisciplinary Research in Science, Engineering and Technology (IJMRSET)

(A Monthly, Peer Reviewed, Refereed, Scholarly Indexed, Open Access Journal)

Conference on Computer Vision Workshops (ICCVW).

17. Zhang, Y., et al. (2020). Path planning optimization for hospital service robots. IEEE International Conference on Robotics and Biomimetics (ROBIO).

18. Al-Kaff, A., et al. (2020). Autonomous navigation system for indoor service robots. IEEE International Conference on Autonomous Robot Systems.

19. Gupta, N., et al. (2021). IoT and AI-based smart sanitization robot. International Conference on Advances in Computing, Communication, and Control (ICAC3).

20. Kumar, M., and R. Patel. "AI-Based Robotics for Healthcare Applications." IEEE Access, vol. 210, 2019, pp. 210–218.



INTERNATIONAL
STANDARD
SERIAL
NUMBER
INDIA



INTERNATIONAL JOURNAL OF MULTIDISCIPLINARY RESEARCH IN SCIENCE, ENGINEERING AND TECHNOLOGY

| Mobile No: +91-6381907438 | Whatsapp: +91-6381907438 | ijmrset@gmail.com |

www.ijmrset.com